




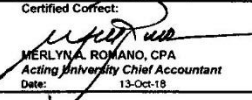
STATEMENT OF APPROPRIATIONS, ALLOTMENTS, OBLIGATIONS, DISBURSEMENTS AND BALANCES  
As of the Quarter Ending September 30, 2018


Department : State Universities and Colleges  
 Agency : NEGROS ORIENTAL STATE UNIVERSITY (NORSU)  
 Operating Unit :  
 Organization Code (UACS) : 08 072 00 00000  
 Funding Source Code (as clustered) : Fund 101  
 (e.g. Old Fund Code: 101,102, 151)


X	Current Year Appropriations
	Supplemental Appropriations
	Continuing Appropriations

Particulars	UACS CODE	Appropriations				Allotments				Current Year Obligations					Current Year Disbursements					Balances			
		Authorized Appropriation	Adjustments (To)/From, Realignments	Adjusted Appropriations	Allotments Received	Adjustments (Withdrawal, Realignments)	Transfer To	Transfer From	Adjusted Total Allotments	1st Quarter Ending March 31	2nd Quarter Ending June 30	3rd Quarter Ending Sept. 30	4th Quarter Ending Dec. 31	Total	1st Quarter Ending March 31	2nd Quarter Ending June 30	3rd Quarter Ending Sept. 30	4th Quarter Ending Dec. 31	Total	Unreleased Appropriations	Unobligated Allotment	Unpaid Obligations (15-20) = (23+24)	
1	2	3	4	5 = (3+4)	6	7	8	9	10 = [(8)-(7)+(-8)]	11	12	13	14	15 = (11+12+13+14)	16	17	18	19	20 = (16-17-18+19)	21=(5-10)	22=(10-15)	23	24
<b>III. Special Purpose Fund (Please specify)</b>		0.00	322,000.00	322,000.00	322,000.00	0.00	0.00	0.00	322,000.00	0.00	0.00	4,000.00	0.00	313,000.00	0.00	309,000.00	4,000.00	0.00	313,000.00	0.00	9,000.00	0.00	0.00
PS MPBF(GA) 1 01			42,000.00	42,000.00	42,000.00				42,000.00					42,000.00		42,000.00			42,000.00	0.00	0.00		
PS MPBF(STO) 1 01			7,000.00	7,000.00	7,000.00				7,000.00					7,000.00		7,000.00			7,000.00	0.00	0.00		
PS MPBF(HEP) 1 01			231,000.00	231,000.00	231,000.00				231,000.00			4,000.00		223,000.00		219,000.00	4,000.00		223,000.00	0.00	8,000.00		
PS MPBF(AEP) 1 01			2,000.00	2,000.00	2,000.00				2,000.00					2,000.00		2,000.00			2,000.00	0.00	0.00		
PS MPBF(RP) 1 01			40,000.00	40,000.00	40,000.00				40,000.00					39,000.00		39,000.00			39,000.00	0.00	1,000.00		
PS PGF(GAS) 1 01				0.00	0.00				0.00					0.00		0.00			0.00	0.00	0.00		
PS PGF(HES) 1 01				0.00	0.00				0.00					0.00		0.00			0.00	0.00	0.00		
<b>Sub-Total, Special Purpose Fund</b>		0.00	322,000.00	322,000.00	322,000.00	0.00	0.00	0.00	322,000.00	0.00	309,000.00	4,000.00	0.00	313,000.00	0.00	309,000.00	4,000.00	0.00	313,000.00	0.00	9,000.00	0.00	0.00
PS		0.00	322,000.00	322,000.00	322,000.00	0.00	0.00	0.00	322,000.00	0.00	309,000.00	4,000.00	0.00	313,000.00	0.00	309,000.00	4,000.00	0.00	313,000.00	0.00	9,000.00	0.00	0.00
MOOE		0.00	0.00	0.00	0.00	0.00	0.00	0.00	0.00	0.00	0.00	0.00	0.00	0.00	0.00	0.00	0.00	0.00	0.00	0.00	0.00	0.00	0.00
Fin Exp. (if applicable)		0.00	0.00	0.00	0.00	0.00	0.00	0.00	0.00	0.00	0.00	0.00	0.00	0.00	0.00	0.00	0.00	0.00	0.00	0.00	0.00	0.00	0.00
CO		0.00	0.00	0.00	0.00	0.00	0.00	0.00	0.00	0.00	0.00	0.00	0.00	0.00	0.00	0.00	0.00	0.00	0.00	0.00	0.00	0.00	0.00
<b>GRAND TOTAL</b>		368,798,000.00	322,000.00	369,120,000.00	322,437,987.00	0.00	0.00	0.00	322,437,987.00	52,115,297.81	69,422,785.45	64,169,874.38	0.00	185,707,957.64	50,703,877.74	68,736,244.45	63,255,074.29	0.00	180,695,196.48	46,682,013.00	136,730,029.38	1,510,650.25	3,502,110.91
PS		258,102,000.00	322,000.00	258,424,000.00	220,201,987.00	0.00	0.00	0.00	220,201,987.00	45,528,412.08	54,042,039.92	50,649,196.27	0.00	150,219,648.27	44,934,161.38	53,649,804.62	50,949,440.06	0.00	149,733,206.06	38,222,013.00	69,982,338.73	486,442.21	0.00
MOOE		60,120,000.00	0.00	60,120,000.00	60,120,000.00	0.00	0.00	0.00	60,120,000.00	6,586,885.73	15,380,745.53	10,626,163.29	0.00	32,793,794.55	5,769,716.36	12,886,639.63	10,231,609.01	0.00	28,867,965.20	0.00	27,326,205.45	1,024,208.04	2,881,621.31
Fin Exp. (if applicable)		0.00	0.00	0.00	0.00	0.00	0.00	0.00	0.00	0.00	0.00	0.00	0.00	0.00	0.00	0.00	0.00	0.00	0.00	0.00	0.00	0.00	0.00
CO		50,576,000.00	0.00	50,576,000.00	42,116,000.00	0.00	0.00	0.00	42,116,000.00	0.00	0.00	2,694,514.82	0.00	2,694,514.82	0.00	0.00	2,074,025.22	0.00	2,074,025.22	8,460,000.00	39,421,485.18	0.00	620,489.60
<b>Recapitulation by MFO:</b>		305,989,000.00	0.00	305,989,000.00	268,001,000.00	0.00	0.00	0.00	268,001,000.00	42,659,464.17	55,774,912.20	53,505,602.91	0.00	151,939,979.28	41,726,293.52	54,049,935.43	53,612,591.69	0.00	149,388,820.64	37,988,000.00	116,061,020.72	917,316.28	1,633,842.36
HIGHER EDUCATION PROGRAM		270,345,000.00	0.00	270,345,000.00	232,357,000.00	0.00	0.00	0.00	232,357,000.00	37,043,194.94	47,786,562.50	46,932,978.73	0.00	131,762,736.17	36,209,864.50	46,687,058.93	46,844,024.09	0.00	129,740,947.52	37,988,000.00	100,594,263.83	915,635.78	1,106,152.87
ADVANCED EDUCATION PROGRAM		3,467,000.00	0.00	3,467,000.00	3,467,000.00	0.00	0.00	0.00	3,467,000.00	886,404.98	490,153.16	425,185.89	0.00	1,801,744.03	875,704.98	478,671.41	425,185.89	0.00	1,779,562.28	0.00	1,865,255.97	0.00	22,181.75
RESEARCH PROGRAM		29,844,000.00	0.00	29,844,000.00	29,844,000.00	0.00	0.00	0.00	29,844,000.00	4,368,094.36	6,918,141.47	5,701,030.01	0.00	16,987,265.84	4,296,656.15	6,536,243.68	5,773,395.05	0.00	16,606,294.88	0.00	12,856,734.16	100.00	380,870.96
EXTENSION PROGRAM		2,333,000.00	0.00	2,333,000.00	2,333,000.00	0.00	0.00	0.00	2,333,000.00	381,769.89	580,055.07	446,408.28	0.00	1,388,233.24	344,087.89	347,961.41	569,986.66	0.00	1,262,015.96	0.00	944,766.76	1,580.50	124,638.78

Certified Correct:  JUNE RAZA S. CABILDO, CPA  
Acting University Budget Officer  
Date: 13-Oct-18

Certified Correct:  MERLYN A. ROMANO, CPA  
Acting University Chief Accountant  
Date: 13-Oct-18

Recommending Approval:  RENE BOY A. CATUBIG, CPA  
Acting Chief Administrative Officer-Finance  
Date: 13-Oct-18

Approved:  JOEL P. LIMJOCO, Ph. D.  
University President  
Date: 13-Oct-18